



Julia



"Julia" System

Stand alone or system light fitting for one T5 lamps, available also in overlamping version.

Materials

Body: anodized extruded aluminium
Optic: specular aluminium reflector; low luminance high gloss louvre in anodized aluminium 99,9% or opal PMMA diffuser

Wiring

Standard: electronic ballast 220-240V 50/60Hz
Other possibilities: dimmable ballast and/or emergency kit



Julia

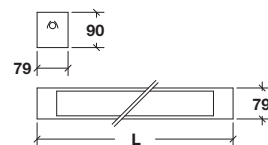


Code	Lamps Watt	L mm
E003D1024AL	1x14/24	620
E003D1054AL	1x28/54	1220
E003D1080AL	1x35/49/80	1520



One lamp light fitting in extruded aluminium. Direct light with low luminance dark-light louvre (in accordance with standard EN 12464-1). Ceiling or suspended mounting.

Available on request painted in white colour.
End caps, wire suspensions and supply cable to be order separately (pag. 62).



Julia



asymmetric light

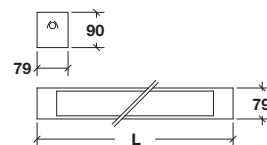


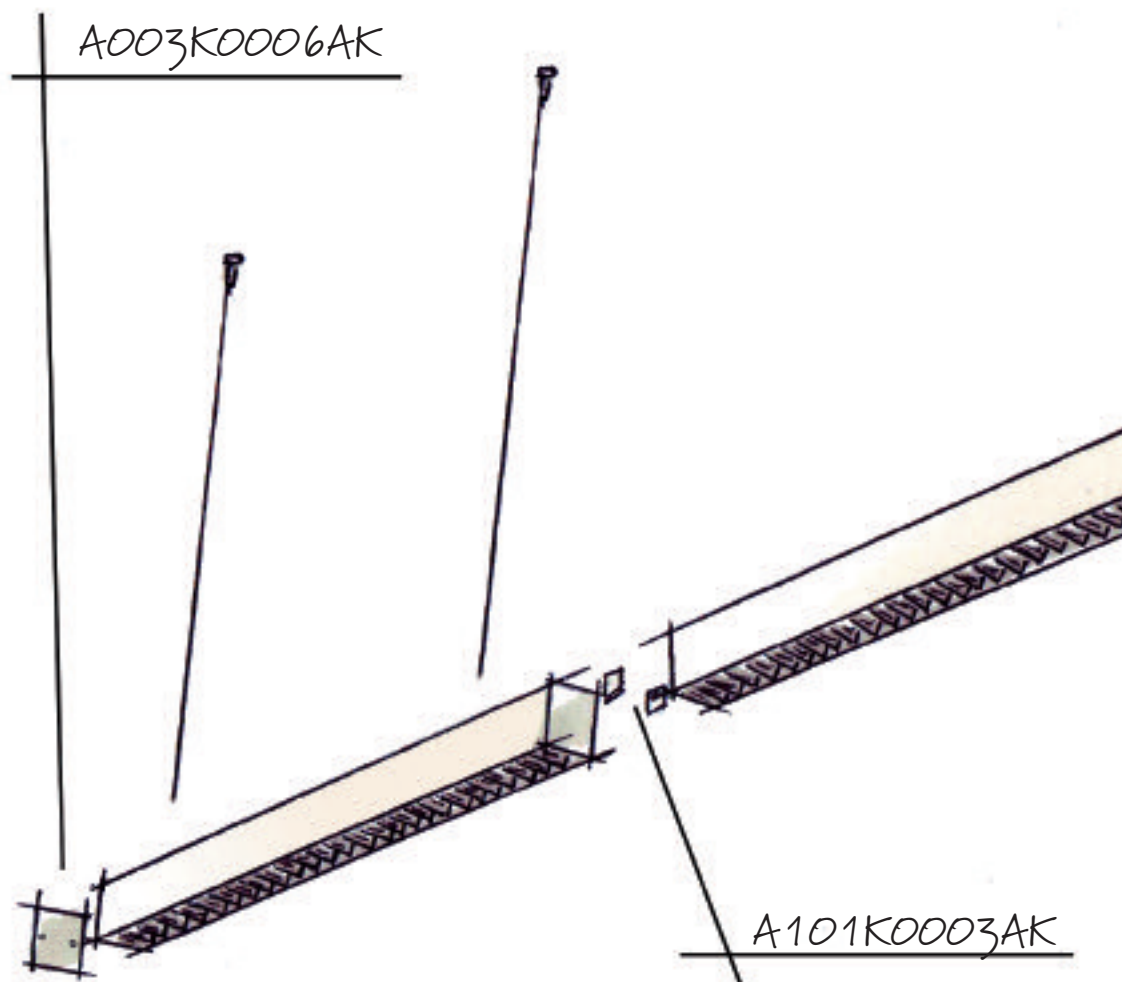
Code	Lamps Watt	L mm
E003A1054AK	1x28/54	1220
E003A1080AK	1x35/49/80	1520

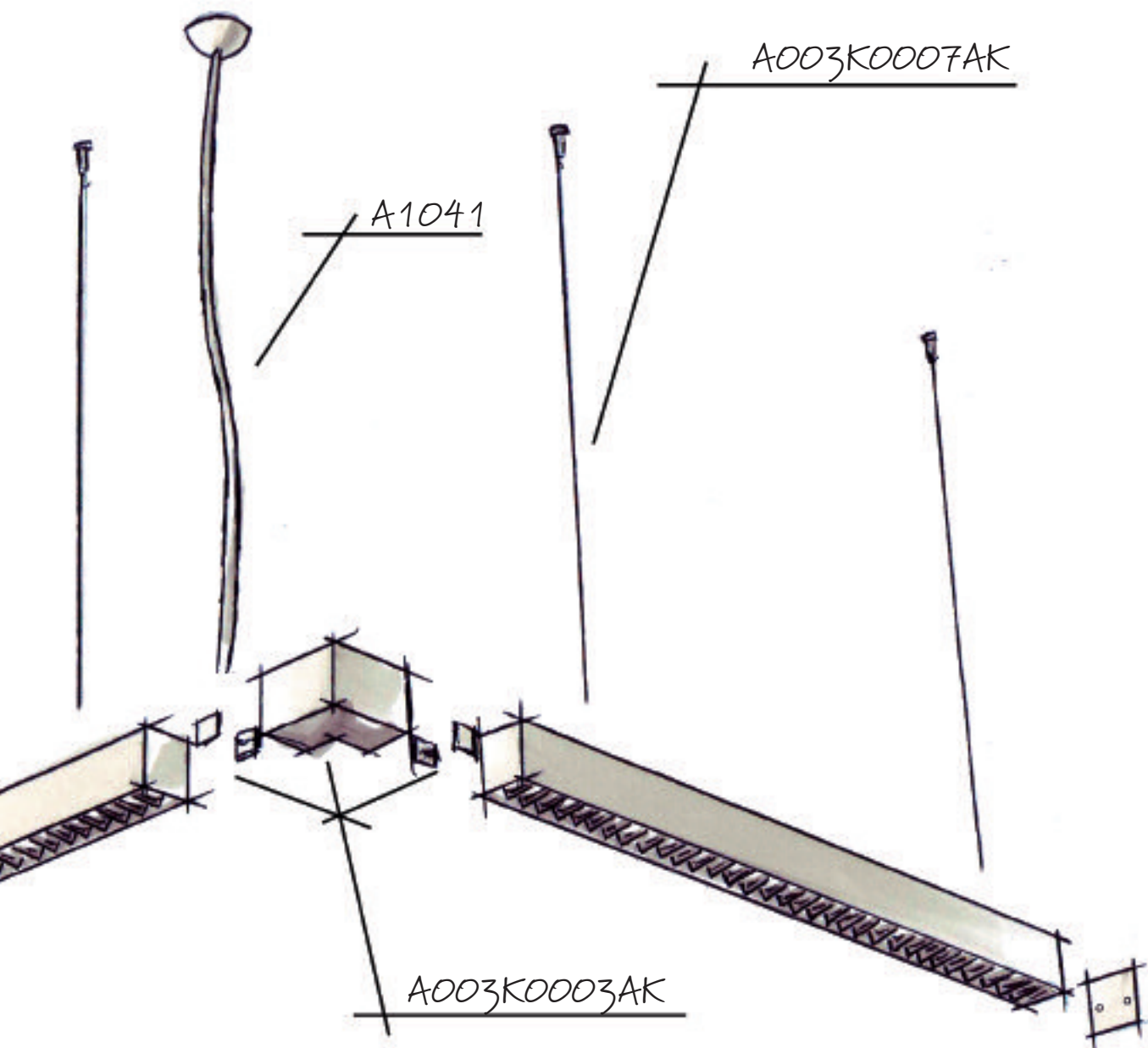


One lamp light fitting in extruded aluminium. Direct light with asymmetrical louvre. Ceiling or suspended mounting.

Available on request painted in white colour. End caps, wire suspensions and supply cable to be order separately (pag. 62).







Julia Overlapping



Code	Profile for	L mm	START profile
A003K0900AO	21/39 W	878	
A003K1200AO	28/54 W	1178	
A003K1500AO	35/49/80 W	1478	
Code	Profile for	L mm	STANDARD profile
A003K0800AO	21/39 W	778	
A003K1100AO	28/54 W	1078	
A003K1400AO	35/49/80 W	1378	

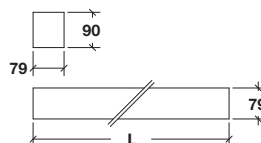


Code	Lamps Watt	POWER UNIT
E003K1039AK	1x21/39	
E003K1054AK	1x28/54	
E003K1080AK	1x35/49/80	



One lamp light fitting in extruded aluminium. Direct light with overlapping. Ceiling or suspended mounting. For every continuous line you have to order one start profile, N standard profile according to the necessities, correct power unit (length /power) and completion accessories (pag. 62).

Available on request painted in white colour.
End caps, wire suspensions and supply cable to be order separately (pag. 62).





Julia Overlapping



Code

Lamps
Watt

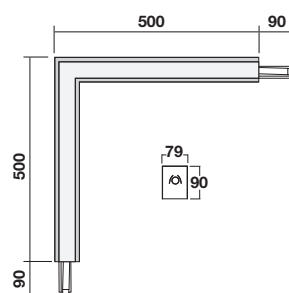
E003D2024AO

2x14/24

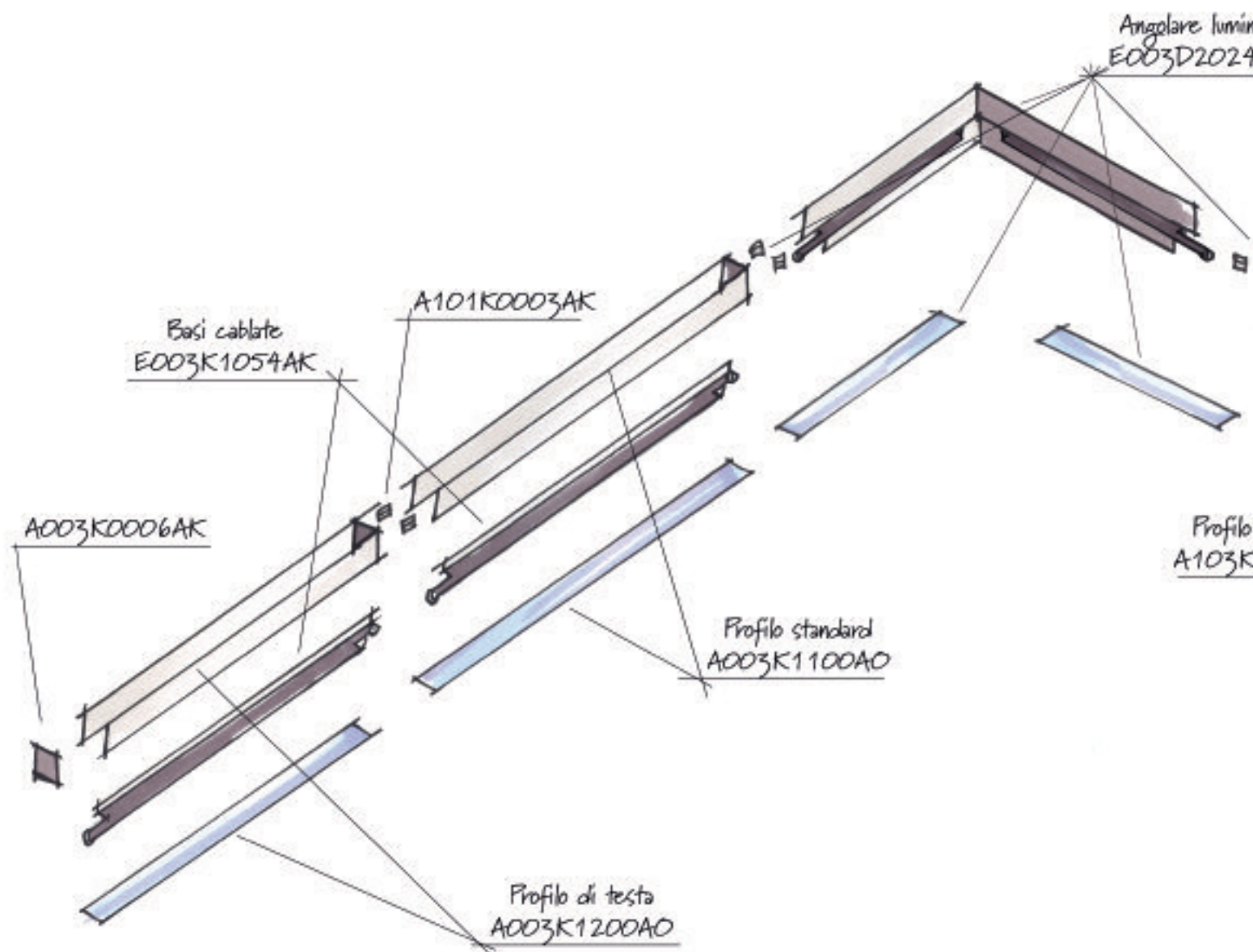


Corner completely lighted, direct emission. Overlapping system. Suitable for surface mounting or suspended.

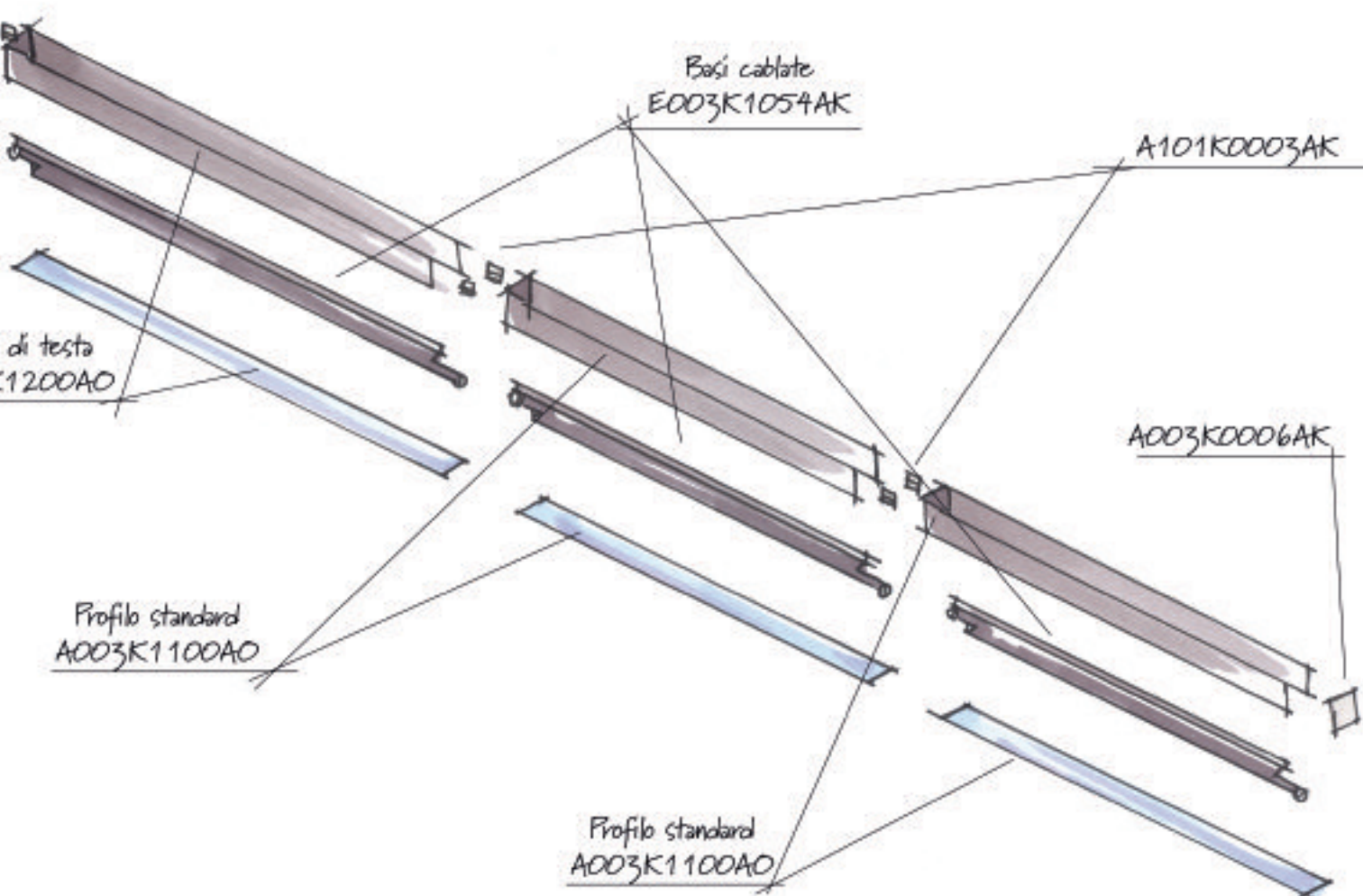
Available on request painted in white colour.
Provided with linear joint.

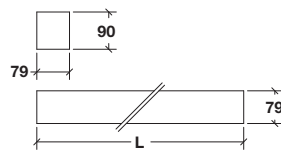




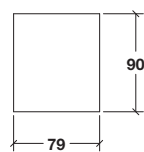


1050
1A0

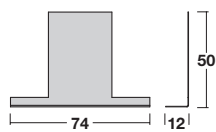




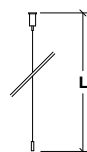
Code	L mm
A003K0620AK	620
A003K1220AK	1220
A003K1520AK	1520
Profile	



Code
A003K0006AK
End cap 1 pc.



Code
A003K0072AK
Expansion cover to the end cap (optional for opal diffuser) 1 pc.

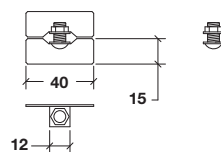


Code	L mm
A003K0007AK	2000
Suspension: steel cable 1 pc.	



Code	L mm
A1041	1200
A1041/M3	3000

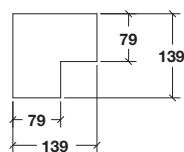

Transparent supply cable 3x1,5 mmq with white ceiling cap.



Code

A101K0003AK

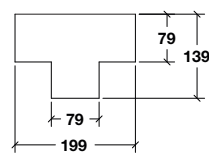

Accessory for linear connection, 2 pcs.



Code

A003K0003AK

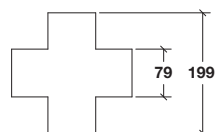

"L" joint, provided with accessories for connection.



Code

A003K0004AK

"T" joint, provided with accessories for connection.



Code

A003K0005AK

"X" joint, provided with accessories for connection.



Code

A003K0027AK

Accessory for wall fixing, 1 pc.

