

QUADRO INDY

E R G O ■ ■ ■ ■




This high-bay installation solution, the natural development of the Indy projector line, has a peculiar design that uniquely marks the environment with its highly noticeable illumination and decoration effects. It is suitable for wide spaces – halls, exhibitions, shops and offices – and offers high flexibility of use. The luminaires are housed in a bearing structure to convey a new outline solution.

This high-bay installation, the first based on the new concept, can hold 3 to 4 Indy in-line projectors, fixed by means of a small fork bracket for full horizontal and vertical adjustment of luminaires.

The Quadro Indy epoxy-polyester coat finished sheet mainframe accommodates the electronic ballast. The luminaire has four height-adjustable steel cables for ceiling-mounting.

Two configurations are possible: three or four Indy in-line projectors.

Indy projectors can accommodate different optical systems – in this case, they use 70-Watt discharge lamps – G12 connection.











Structural features

Installation: high-bay
Mainframe housing: coated steel sheet
Projector housing: die-cast aluminium
Reflector: super-pure oxidised and polished aluminium
Louver: tempered glass
Light sources: discharge lamps
Standard finishing: grey
Protection class: IP40
Insulation class: I ⚡
Power supply: 230V - 50Hz

High-bay module with adjustable optical assemblies for discharge lamps. Complete with electronic ballast and front louvers in tempered glass.

QUADRO INDY

E R G O ■ ■ ■ ■

CODE	DESCRIPTION	
5130 EL	Luminaire with 3 optical assemblies MT (CDM-T) - 3 x 70W - G12 230V - 50Hz Colour: 18 IP 40 Kg 18.6 Reflector 2 x 18°	   
5140 EL	Luminaire with 4 optical assemblies MT (CDM-T) - 4 x 70W - G12 230V - 50Hz Colour: 18 IP 40 Kg 24.0 Reflector 2 x 18°	   

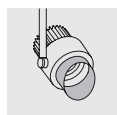


ACCESSORIES

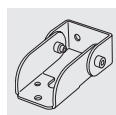
620	Anti-glare honeycomb shield
622	Yellow, red, blue-coloured filters
623	Wall-washer shield
625	Directional louvers
930	Reflector 2 x 6°
934	Reflector 2 x 26°
624	Brackets for wall mounting



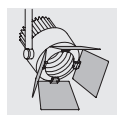
620



623



624

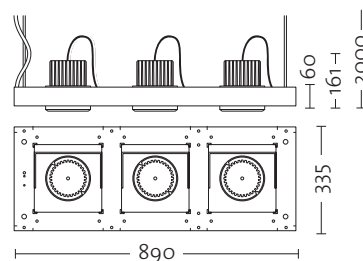


625

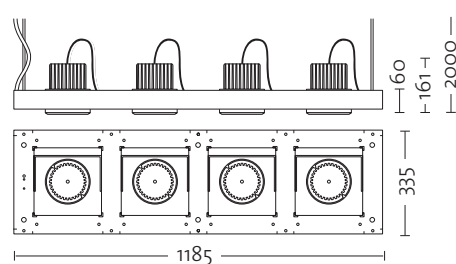


930-934

5130 EL



5140 EL



Size (mm)

18 grey

NOTE